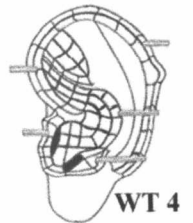
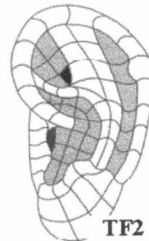
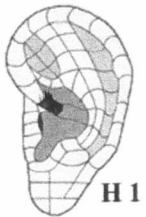
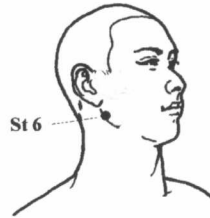
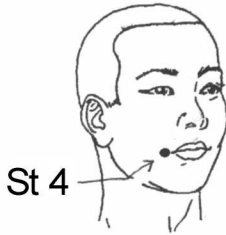
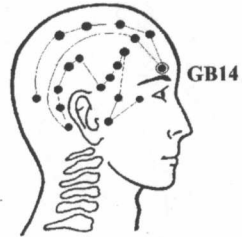


AcuPoint Analysis BELL'S PALSY



- EH01** Master Point 0, Point of Support, Solar Plexus, Umbilical Cord, Penis, or Clitoris, Sexual Desire, Bosch Point, Diaphragm, Hiccups. Located in a notch at the beginning of the Helix Root. This point brings the whole body toward a state of homeostatic balance.
- EL05** Master point 8: Mastor Sensorial Point, Eye, Cheeks, Parietal Lobe, Located on the 5th zone of the Lobe. This master point reduces any unpleasant or excessive sensation, particularly visual distortions.
- ETF02** Master Point 1, (Shen Men), French Hip, Chinese Shen Men (Divine Gate), Pelvic Cavity, French Wonder Point. Located in the middle of the 2st zone of the Triangular Fossa. This master point alleviates pain, tension, anxiety, and depression.
- EWT04** Master Point 3, (Thalamus Point), Pain Control Point. French Point du Thalamus, Chinese Subcortex (Dermis) Point. Located on the 4th zone of the Wall of the Antitragus. This master point reduces pain by activating the thalamic pain inhibitory system, which is the supra-spinal level of the gate control pathway.
- G26** Midway between the nose and the upper lip.
- GB12** On the side of the head, 1.5 cun below the top of the ear and .4 cun inside the hairline.
- GB14** 1 cun above the middle of the eyebrow, in the depression on the superciliary arch.
- LI04** On the back of the hand between the thumb and index finger metacarpal bones. Find the spot midway on the bone that connects the index finger to the wrist. Sometimes this point is easy to find by squeezing two fingers together to form a small mound and marking an imaginary point at the peak of that mound. Then probe inward toward the main body of the hand, right on the bone.
- SI18** Directly below the outer edge of the eye in the depression below the lower border of the cheek bone.
- ST04** The width of 1/2 thumb from the corner of the mouth.
- ST06** Between the upper and lower jaw, on the muscle that bulges when the back teeth are clenched.
- T17** Just behind the ear, along the rear of the jaw bone in the depression between the mastoid process and the mandible.